



OUTCOMES AFTER HOLY CROSS

THE REPORT ON
THE CLASS OF 2023



THE CLASS OF 2023

751 GRADUATES
667 KNOWN
OUTCOME

89%
KNOWLEDGE
RATE

89%

of respondents are employed full-time, engaged in service work, completing a fellowship, or pursuing a graduate degree

of respondents are employed full-time, engaged in service work, completing a fellowship, or pursuing a graduate degree

STARTING SALARY PROFILE




HOLY CROSS
Salary Range


\$118,000




\$23,000



HOLY CROSS
Mean Salary



\$68,329



HOLY CROSS
Median Salary

\$70,000

Salary information for 49% (204/415) FT Employed graduates.

62%

EMPLOYED FULL-TIME (415)

TOP SIX EMPLOYERS NUMBER OF STUDENTS



MASS GENERAL HOSPITAL (11)



DELOITTE (10)



FIDELITY (9)



PWC (8)



EY (6)



BOSTON CHILDREN'S HOSPITAL (5)

21%

CONTINUING EDUCATION (141)

TOP SIX DEGREE TYPES NUMBER OF STUDENTS



38% PROFESSIONAL MASTER (53)



18% HEALTH PROFESSIONS (25)



16% ACADEMIC MASTER (23)



7% PHD (10)



16% LAW (23)



5% OTHER (7)

3%

FELLOWSHIP (21) TOP FELLOWSHIP PROGRAMS NUMBER OF STUDENTS



FULBRIGHT English Teaching Assistantship (9)



MEDDEAS (Multilingual Education Development & Support) (3)



TAPIF (Teaching Assistant Program in France) (2)

3%

VOLUNTEER FULL-TIME (20)

TOP FIVE PROGRAMS NUMBER OF STUDENTS



ALUMNI SERVICE CORPS (3)



AMERICORPS SERVICE CORPS (3)



NATIVITY SCHOOL OF WORCESTER (3)



JESUIT VOLUNTEER CORPS (2)



JESUIT VOLUNTEER CORPS NORTHWEST (2)

6% TRAVEL (43) / 2% EMPLOYMENT PART-TIME (14) / 1% INTERNSHIP (7) / 1% SEEKING FULL-TIME EMPLOYMENT OR ADMISSION TO GRADUATE SCHOOL (5)

TOP TEN INDUSTRIES

with AVERAGE SALARY /
number of RESPONDENTS /
and SAMPLE EMPLOYERS



17%

FINANCIAL
SERVICES
70 STUDENTS

\$78,281

48/70 STUDENTS

Bank of America (4); BlackRock; Bloomberg LP (2); BNY Mellon (3); Brown Brothers Harriman (4); Citigroup, Citizens Bank (4); Equitable Advisors (2); Fidelity Investments (9); Goldman Sachs (2); John Hancock (2); Lloyds Bank (2); M&T Bank (2); Morgan Stanley; Piper Sandler (2); Putnam Investments (2); State Street Corporation (2); Webster Bank



12%

HEALTH
CARE
51 STUDENTS

\$54,250

8/51 STUDENTS

Boston Children's Hospital (5); Boston Sport and Shoulder (2); Brigham & Women's Hospital; Dana Farber Cancer Institute (4); Hospital for Special Surgery; Massachusetts General Hospital (11); McLean Hospital; Scribe America (2)




8%

EDUCATION
35 STUDENTS

\$45,349

19/35 STUDENTS

Boston College High School, Classical Charter Schools; College of the Holy Cross (2); Dexter Southfield; EF Education (2); St. John's Prep; Teach for America (4); Worcester East Middle School



7%

GOVERNMENT
& POLITICS
28 STUDENTS

\$56,781

16/28 STUDENTS

Bureau of Labor Statistics; Commonwealth of Massachusetts; House Committee on Energy and Commerce, House Financial Services Committee; National Institutes of Health; New York City Council; Suffolk County District Attorney; United States Attorney's Office, District of Massachusetts; United States Department of Agriculture; United States Marine Corps (2); United States Navy (3)



7%

PROFESSIONAL SERVICES & ACCOUNTING
28 STUDENTS

\$77,560

25/28 STUDENTS

Deloitte (10); EY (6); KPMG (2); PwC (8); RSM (2)



7%

TECHNOLOGY
38 STUDENTS

\$86,067

15/28 STUDENTS

Amazon (2); Dell Technologies (2); Epic Systems; Microsoft; Mimecast; Oracle NetSuite (2); Red Hat (3); Siemens



6%

LAW
23 STUDENTS

\$53,000

9/23 STUDENTS

CETRULO LLP (3); Cleary Gottlieb Steen & Hamilton; Flicker Garelick & Associates (2); Mintz, Levin, Cohn, Ferris, Glovsky and Popeo (3)



5%

CONSULTING
21 STUDENTS

\$76,633

15/21 STUDENTS

AlphaSights (4), Charles River Associates, Kearney, Mercer, Teneo



5%

NOT-FOR-PROFIT
20 STUDENTS

\$48,750

8/20 STUDENTS

Ascentria Care Alliance (2); Best Buddies; Diocese of Worcester; National Fish and Wildlife Foundation; National MS Society; Providence Children's Museum



4%

INSURANCE
18 STUDENTS

\$70,400

10/18 STUDENTS

AON (4); Brown & Brown Insurance (2); Everest Insurance (2); Gallagher; Hanover Insurance; Liberty Mutual; Marsh McLennan (2); New York Life Insurance Company; Swiss Re

TOP CITIES FOR EMPLOYMENT



34%
BOSTON
135 STUDENTS



17%
NEW YORK CITY
66 STUDENTS



5%
WASHINGTON D.C.
18 STUDENTS



5%
WORCESTER
18 STUDENTS


UNDERGRADUATE INTERNSHIPS



71%

OF GRADUATES
COMPLETED AT LEAST
ONE INTERNSHIP OR
RESEARCH EXPERIENCE
DURING THEIR
COLLEGE CAREER

(452/633 RESPONDENTS)



\$320,675

WAS DISTRIBUTED
TO 114 MEMBERS
OF THE CLASS OF
2023 TO OFFSET
THE COST OF
COMPLETING AN
UNPAID SUMMER
INTERNSHIP



Questions? We're Here for You!

If you have any questions about this report or related to our office, please don't hesitate to reach out to us.



COLLEGE OF THE
Holy Cross

**Center for
Career Development**

Collaborating with the network of Holy Cross alumni, employers and campus partners, the **Center for Career Development (CCD)** shares expertise and engages students throughout their undergraduate career to translate the liberal arts experience into meaningful vocation and a lifetime of professional achievement.

Follow us on



@CrusaderCareers

THE REPORTS ON THE CLASSES OF 2010-2022 ARE AVAILABLE ON THE COLLEGE'S WEBSITE AT
www.holycross.edu/outcomes