



OUTCOMES AFTER HOLY CROSS

THE REPORT ON
THE CLASS OF 2024

Holy Cross

Each year, the College of the Holy Cross conducts a survey of the graduating class. This report is the result of the collected responses from the Class of 2024 regarding employment, volunteer, graduate/professional school, fellowship, and other plans.

THE CLASS OF 2024

750 GRADUATES
694 KNOWN
OUTCOME

93%
KNOWLEDGE
RATE

89% of respondents are employed full-time, engaged in service work, completing a fellowship, or pursuing a graduate degree

STARTING SALARY PROFILE




HOLY CROSS
Salary Range


\$228,000



\$38,000




HOLY CROSS
Mean Salary



\$69,636

HOLY CROSS
Median Salary



\$68,000

Salary information for 41% (171/418) FT Employed graduates.

60%

EMPLOYED FULL-TIME (418)

TOP EIGHT EMPLOYERS NUMBER OF STUDENTS



EY (12)



BOSTON BONE & JOINT (11)



FIDELITY (8)



BANK OF AMERICA (5)



DANA FARBER (4)



MASS GENERAL BRIGHAM (4)



ORACLE (4)



U.S. NAVY (4)

23%

CONTINUING EDUCATION (157)

TOP SIX DEGREE TYPES NUMBER OF STUDENTS



50% PROFESSIONAL MASTER (78)



15% ACADEMIC MASTER (23)



14% HEALTH PROFESSIONS (22)



8% LAW (12)



7% PHD (11)



7% OTHER (11)

4%

VOLUNTEER FULL-TIME (27)

TOP FIVE PROGRAMS NUMBER OF STUDENTS



AMERICORPS (5)



JESUIT VOLUNTEER CORPS (5)



URBAN CATHOLIC TEACHER CORPS (3)



CITY YEAR (2)



NATIVITY SCHOOL OF WORCESTER (2)

2%

FELLOWSHIP (16)

TOP FELLOWSHIP PROGRAMS NUMBER OF STUDENTS



FULBRIGHT English Teaching Assistantship (4)



MEDDEAS (Multilingual Education Development & Support) (3)



FULBRIGHT Open Study/Research Award (2)



JET Japanese Exchange & Teaching Program (2)



TAPIF (Teaching Assistant Program in France) (2)

7% TRAVEL (46) / 2% EMPLOYMENT PART-TIME (16) / 1% INTERNSHIP (10) / 1% SEEKING FULL-TIME EMPLOYMENT OR ADMISSION TO GRADUATE SCHOOL (4)

TOP TEN INDUSTRIES

with AVERAGE SALARY /
number of RESPONDENTS /
and SAMPLE EMPLOYERS



17%

HEALTH
CARE

69 STUDENTS

\$49,250

4/69 STUDENTS

Boston Bone & Joint Institute (11);
Boston Children's Hospital (2);
Boston Medical Center (2); Dana
Farber Cancer Institute (4);
DermPhysicians of New England
(2); Franciscan Children's Hospital
(2); Howard Hughes Medical
Institute; Mass General Brigham
(4); Memorial Sloan Kettering;
Newton Wellesley Primary Care (2);
UMass Memorial Medical Center



15%

FINANCIAL
SERVICES

61 STUDENTS

\$80,678

36/61 STUDENTS

Bank of America (5);
BlackRock; Citizens Bank;
Fidelity Investments
(8); Franklin Templeton
(2); Goldman Sachs;
Jefferies (2); JP Morgan
(2); KeyBank; Lloyds
Bank; Morgan Stanley (3);
Natixis CIP Americas; Piper
Sandler; Webster Bank (3);
Wellington Management



9%

GOVERNMENT
& POLITICS

38 STUDENTS

\$60,102

24/38 STUDENTS

Commonwealth of
Massachusetts; Federal
Reserve Bank of Boston;
Manhattan District Attorney's
Office; National Parks Service;
NOAA Fisheries (2); United
States Department of State;
United States Army (2); United
States Attorney's Office;
United States Marine Corps
(2); United States Navy (4)



9%

LAW

38 STUDENTS

\$53,938

16/38 STUDENTS

Cetrulo LLP (2);
Cleary Gottlieb
Steen & Hamilton;
Hassett &
Donnelly (2); Luks
Santaniello, Petrillo,
and Cohen (2);
Paul, Weiss, Rifkind,
Wharton & Garrison
LLP (2); Ropes &
Gray; White & Case



7%

EDUCATION
31 STUDENTS



7%

TECHNOLOGY
30 STUDENTS



5%

**PROFESSIONAL
SERVICES &
ACCOUNTING**
20 STUDENTS



4%

**NOT-FOR-
PROFIT**
16 STUDENTS



3%

INSURANCE
13 STUDENTS



3%

**BIOTECH &
PHARMA**
12 STUDENTS

\$52,270

13/31 STUDENTS

\$82,286

14/30 STUDENTS

\$79,500

16/20 STUDENTS

\$55,000

1/16 STUDENTS

\$68,840

10/13 STUDENTS

\$72,500

5/12 STUDENTS

Boston College
High School;
Boston University
(2); Lake Forest
Academy; South
Kent School;
Success Academy
Charter Schools
(2); Teach for
America (2); Yale
University (2)

Dell EMC;
jestr (2);
Mimecast (3);
Oracle (4);
PTC (2)

Deloitte (3);
EY (12);
KPMG;
PwC;
RSM (2)

Advocates;
Alzheimer's
Drug Discovery
Foundation;
Catholic Charities
of Boston;
Community Legal
Aid; L'Arche Boston
North (2); Stamford
Museum & Nature
Center; YMCA

AON;
Cambridge
Insurance
Advisors; Cigna
Healthcare (2);
Hanover Insurance;
New York Life
Insurance
Company;
Unum (2)

Advent
International;
Alexion
Pharmaceuticals;
Eurofins PSS;
Pfizer; Ratio
Therapeutics (2);
Thermo Fisher
Scientific

TOP FIVE CITIES FOR EMPLOYMENT



34%
BOSTON
133 STUDENTS



14%
NEW YORK CITY
53 STUDENTS



4%
WORCESTER
16 STUDENTS



2%
CHICAGO
8 STUDENTS




2%
WASHINGTON D.C.
6 STUDENTS

UNDERGRADUATE INTERNSHIPS



71%

OF GRADUATES
COMPLETED AT LEAST
ONE INTERNSHIP
OR RESEARCH
EXPERIENCE DURING
THEIR COLLEGE
CAREER
(500/693 RESPONDENTS)



\$390,260

WAS DISTRIBUTED
TO 122 MEMBERS
OF THE CLASS OF
2024 TO OFFSET
THE COST OF
COMPLETING AN
UNPAID SUMMER
INTERNSHIP



Questions? We're Here for You!

If you have any questions about this report or related to our office, please don't hesitate to reach out to us.

Holy Cross

CENTER FOR
Career
Development

Collaborating with the network of Holy Cross alumni, employers and campus partners, the **Center for Career Development (CCD)** shares expertise and engages students throughout their undergraduate career to translate the liberal arts experience into meaningful vocation and a lifetime of professional achievement.

Follow us on



@CrusaderCareers

THE REPORTS ON THE CLASSES OF 2010-2023 ARE AVAILABLE ON THE COLLEGE'S WEBSITE AT
holycross.edu/outcomes-after-holy-cross/first-destinations-reports

ON THE COVER Valedictorian for the Class of 2024 and Chelmsford, Mass. native, Kevin Hamilton '24 at the Commencement ceremony on Friday, May 24, 2024.