



OUTCOMES AFTER HOLY CROSS

THE REPORT ON
THE CLASS OF 2021



COLLEGE OF THE
Holy Cross

THE CLASS OF 2021

744 GRADUATES
610 KNOWN
OUTCOME

82%
KNOWLEDGE
RATE

95%

of respondents are employed full-time engaged in service

work or pursuing a graduate degree.

STARTING SALARY PROFILE




HOLY CROSS
Salary Range


\$157,000



\$23,750



HOLY CROSS
Mean Salary



\$59,076



HOLY CROSS
Median Salary

\$60,000

Salary information for 38% (157/412) FT Employed graduates.

68%

EMPLOYED FULL-TIME (412)

TOP FIVE EMPLOYERS NUMBER OF STUDENTS



MASS GENERAL (14)



DANA FARBER (9)



HOLY CROSS (6)



EY (6)



FIDELITY (6)

19%

GRADUATE SCHOOL (114)

TOP SIX DEGREE TYPES NUMBER OF STUDENTS



38% PROFESSIONAL MASTER (43)



21% ACADEMIC MASTER (24)



14% HEALTH PROFESSIONS (16)



14% LAW (16)



7% OTHER (8)



6% PHD (7)

6%

VOLUNTEER FULL-TIME (37)

TOP FOUR PROGRAMS NUMBER OF STUDENTS



JESUIT VOLUNTEER CORPS (16)



AMERICORPS (5)



CITY YEAR (2)



JVC NORTHWEST (2)



NATIVITY SCHOOL (2)

3%

FELLOWSHIP (16)

TOP FELLOWSHIP PROGRAMS NUMBER OF STUDENTS



MEDDEAS (Multilingual Education Development & Support) (5)



FULBRIGHT Teaching Fellowship (3)



Post-Baccalaureate Intramural Research Training Award (IRTA) (2)

2% INTERNSHIP (10) / 2% EMPLOYMENT PART-TIME (10) / 1% TRAVEL (6) / 1% SEEKING FULL-TIME EMPLOYMENT OR ADMISSION TO GRADUATE SCHOOL (5)

TOP TEN INDUSTRIES

with AVERAGE SALARY /
number of RESPONDENTS /
and SAMPLE EMPLOYERS



18%

FINANCIAL
SERVICES
76 STUDENTS

\$71,756

39/76 STUDENTS

Barclays (2); BlackRock;
Citigroup (2); Fidelity
Investments (6);
Jefferies (2); JP Morgan
Chase(2); Lloyds Bank
(2); Seabury Capital
(3); UBS; Wellington
Management



12%

HEALTH
CARE
48 STUDENTS

\$46,578

8/48 STUDENTS

Beth Israel Deaconess
Medical Center (2); Boston
Medical Center; Brigham &
Women's Hospital (4); Dana
Farber Cancer Institute (9);
Massachusetts General
Hospital (15); Memorial
Sloan Kettering Cancer Center




10%

EDUCATION
43 STUDENTS

\$40,656

13/42 STUDENTS

College of the Holy
Cross (6); EF Go Ahead
Tours (2); New England
Center for Children;
Teach for America
(2); University of
Massachusetts Chan
Medical School (3)



9%

GOVERNMENT,
POLITICS & LAW
36 STUDENTS

\$49,382

18/36 STUDENTS

Cetrulo LLP (2); Commonwealth
of Massachusetts; Executive
Office of the United States
Attorney (2); Internal Revenue
Service; Mintz Levin; New
York County District Attorney's
Office; United States
Department of Defense



8%

TECHNOLOGY
35 STUDENTS



4%

ACCOUNTING
16 STUDENTS



4%

CONSULTING
16 STUDENTS



4%

INSURANCE
15 STUDENTS



3%

**MARKETING
AND ADVERTISING**
14 STUDENTS



3%

NOT-FOR-PROFIT
13 STUDENTS

\$60,923
13/35 STUDENTS

\$63,722
9/16 STUDENTS

\$67,140
11/16 STUDENTS

\$62,960
5/15 STUDENTS

\$50,102
2/14 STUDENTS

\$38,500
4/13 STUDENTS

Dell EMC
(3); Epic
Systems;
HubSpot
(2); Oracle
NetSuite (4);
SS&C Eze
(2); VMware

Deloitte (4);
EY (6);
PwC (4);
RSM (2)

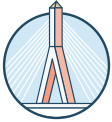
AlphaSights (3);
FTI Consulting;
McKinsey

AI&G; Chubb;
Liberty Mutual
Insurance
Company (2);
Marsh

Crayon (2);
Digitas, Havas
(2); Orion
Worldwide

Boston Chinatown
Neighborhood
Center; Care for
the Homeless;
Catholic Charities
USA; National
Brain Tumor
Society

TOP CITIES FOR EMPLOYMENT



38%
BOSTON
146 STUDENTS



21%
NEW YORK CITY
82 STUDENTS



5%
WORCESTER
21 STUDENTS

INTERNSHIPS



78%

OF GRADUATES
COMPLETED AT LEAST
ONE INTERNSHIP OR
RESEARCH DURING
THEIR COLLEGE CAREER
(288/370 RESPONDENTS)



\$493,090

WAS DISTRIBUTED TO 143
MEMBERS OF THE CLASS OF
2021 TO OFFSET THE COST
OF COMPLETING 152 UNPAID
SUMMER INTERNSHIPS



VI COGNOSCANT TE SOLVM DEVM VERVM ET QVEM MISISTI JESVM CHRISTVM

Diamond Library

Questions? We're Here for You! We know that choosing a college can be a difficult decision. If you have any questions about this report or related to our office, please don't hesitate to reach out to us.



COLLEGE OF THE
Holy Cross

**Center for
Career Development**

Collaborating with the network of Holy Cross alumni, employers and campus partners, the **Center for Career Development (CCD)** shares expertise and engages students throughout their undergraduate career to translate the liberal arts experience into meaningful vocation and a lifetime of professional achievement.

Follow us on



@CrusaderCareers

THE REPORTS ON THE CLASSES OF 2010-2020 ARE AVAILABLE ON THE COLLEGE'S WEBSITE AT
www.holycross.edu/outcomes