

# OUTCOMES AFTER HOLY CROSS

THE REPORT ON THE  
CLASS OF 2020



COLLEGE OF THE  
Holy Cross

Despite the COVID-19 pandemic that was declared in March 2020, two months before they graduated, members of the Class of 2020 are achieving at high levels of success. 94% of respondents report being employed in a job or internship, in graduate school, engaged in service work, or on a fellowship.

**94%** OF RESPONDENTS ARE EMPLOYED FULL-TIME IN A JOB OR INTERNSHIP, ENGAGED IN SERVICE WORK OR PURSUING A GRADUATE DEGREE

## CLASS OF 2020

707 GRADUATES  
587 KNOWN OUTCOME

**83%**  
KNOWLEDGE RATE

### STARTING SALARY PROFILE




HOLY CROSS  
Salary Range

\$100,000




\$30,000

\* Students pursuing gap-year opportunities are not included in the salary data set.



HOLY CROSS  
Mean Salary



\$56,633



HOLY CROSS  
Median Salary

\$57,000

67%

# EMPLOYED FULL-TIME (393)

TOP FIVE EMPLOYERS NUMBER OF STUDENTS



MASS GENERAL (14)



DELOITTE (10)



PWC (8)



U.S. NAVY (8)



DELL EMC (7)

17%

# GRADUATE SCHOOL (100)

TOP SIX DEGREE TYPES NUMBER OF STUDENTS



42% PROFESSIONAL MASTER (42)



19% HEALTH PROFESSIONS (19)



14% LAW (14)



11% ACADEMIC MASTER (11)



8% PHD (8)



6% OTHER (6)

6%

# VOLUNTEER FULL-TIME (36)

TOP FOUR PROGRAMS NUMBER OF STUDENTS



JESUIT VOLUNTEER CORPS (12)



CITY YEAR (9)



AMERICORPS (4)



NATIVITY SCHOOL (3)

1%

# FELLOWSHIP (6)

TOP FELLOWSHIP PROGRAMS  
NUMBER OF STUDENTS

NATIONAL INSTITUTES OF HEALTH (NIH) POST-BACCALAUREATE INTRAMURAL RESEARCH TRAINING AWARD (IRTA) (2)  
MEDDEAS (MULTILINGUAL EDUCATION DEVELOPMENT & SUPPORT) (2)

3%

EMPLOYMENT PART-TIME (18)

3%

INTERNSHIP (19)

2% OR LESS

2% TRAVEL (10) / 1% SEEKING FULL-TIME EMPLOYMENT OR ADMISSION TO GRADUATE SCHOOL (5)

## TOP TEN INDUSTRIES

with AVERAGE SALARY /  
number of RESPONDENTS  
/ and SAMPLE EMPLOYERS



15%

HEALTH  
CARE  
59 STUDENTS

\$42,375

8/59 STUDENTS

Boston Children's Hospital (4); Brigham & Women's Hospital (4); Dana Farber Cancer Institute (6); Fenway Health; Maine Medical Center (2); Massachusetts General Hospital (14); New York Presbyterian Hospital; St. Elizabeth's Medical Center (2); UMass Medical School (2)



14%

FINANCIAL  
SERVICES  
56 STUDENTS

\$66,292

25/56 STUDENTS

Barclays; BlackRock (2); Citigroup; Fidelity Investments (2); Goldman Sachs; Lloyds Bank; MassMutual (2); Morgan Stanley (2); S&P Global Ratings; State Street Corporation (2); UBS (3)




11%

TECHNOLOGY  
44 STUDENTS

\$63,086

21/44 STUDENTS

Amazon Web Services; Dell EMC (7); Epic Systems (2); IBM; Leostream (2); Microsoft Corp; Oracle NetSuite (6); Pegasystems



10%

GOVERNMENT,  
POLITICS & LAW  
38 STUDENTS

\$48,666

20/38 STUDENTS

City of Boston; Cravath, Swaine & Moore (2); Latham & Watkins (2); Massachusetts Attorney General; United States Department of Defense; United States Department of the Treasury; United States Marine Corps (4); United States Navy (8)



9%

EDUCATION  
34 STUDENTS



7%

ACCOUNTING  
26 STUDENTS



4%

INSURANCE  
14 STUDENTS



3%

NOT-FOR-PROFIT  
12 STUDENTS



3%

CONSULTING  
11 STUDENTS



3%

HUMAN  
SERVICES  
10 STUDENTS

\$41,334

16/37 STUDENTS

\$62,050

20/26 STUDENTS

\$63,510

11/14 STUDENTS

\$41,308

5/10 STUDENTS

\$66,000

5/11 STUDENTS

\$47,000

1/10 STUDENTS

Cristo Rey New York High School; College of the Holy Cross (2); EF Education (3); Natick High School; New England Center for Children; St. Mark's School; Success Academy; Teach for America

Deloitte (10); EY (4); PwC (8); RSM (3)

AIG (2); Arthur J. Gallagher & Co. (2); Hanover Insurance Group (2); Liberty Mutual Insurance Company (2); Marsh; Zurich North America (2)

Ascendria Care Alliance; Boys & Girls Club; Central Massachusetts Housing Alliance; Community Legal Aid; Partners in Health

Aon, Heidrick & Struggles; IQVIA; Mercer

Boston Senior Home Care; LifeBridge Community Services; Spectrum Health Systems; Youth Villages

## TOP SIX CITIES FOR EMPLOYMENT



34%  
**BOSTON**  
135 STUDENTS



16%  
**NEW YORK CITY**  
62 STUDENTS

AND ROUNDING OUT THE TOP SIX

3% **WASHINGTON D.C.** 13 STUDENTS  
3% **WORCESTER** 13 STUDENTS  
2% **CHICAGO** 8 STUDENTS  
2% **HARTFORD** 8 STUDENTS


## INTERNSHIPS



82%

OF GRADUATES  
COMPLETED AT LEAST ONE  
INTERNSHIP OR RESEARCH  
DURING THEIR COLLEGE  
CAREER

(287/352 RESPONDENTS)



\$385,130

WAS DISTRIBUTED TO  
**88 MEMBERS OF THE CLASS OF  
2020** TO OFFSET THE COST  
OF COMPLETING 90 UNPAID  
SUMMER INTERNSHIPS



**Questions? We're Here for You!** We know that choosing a college can be a difficult decision — and current circumstances make it even more challenging. Lack of face-to-face communication doesn't mean your questions need to go unanswered. If you have any questions about this report or related to our office, please don't hesitate to reach out to us.



COLLEGE OF THE  
**Holy Cross**

**Center for  
Career Development**

Collaborating with the network of Holy Cross alumni, employers and campus partners, the **Center for Career Development (CCD)** shares expertise and engages students throughout their undergraduate career to translate the liberal arts experience into meaningful vocation and a lifetime of professional achievement.

Follow us on



**@CrusaderCareers**

THE REPORTS ON THE CLASSES OF 2010-2020 ARE AVAILABLE ON THE COLLEGE'S WEBSITE AT  
[www.holycross.edu/outcomes](http://www.holycross.edu/outcomes)