

OUTCOMES AFTER HOLY CROSS

THE REPORT ON THE
CLASS OF 2019

93%

OF THE CLASS OF 2019 REPORTS BEING EMPLOYED
IN A JOB OR INTERNSHIP, IN GRADUATE SCHOOL,
ENGAGED IN SERVICE WORK, OR ON A FELLOWSHIP

CLASS OF 2019

687 GRADUATES
595 RESPONDENTS

87%

KNOWLEDGE RATE

*STARTING
SALARY
PROFILE*



HOLY CROSS
Salary Range


\$100,000



\$26,000



HOLY CROSS
Mean Salary



\$55,401



HOLY CROSS
Median Salary

\$55,000

* Students pursuing gap-year opportunities are not included in the salary data set.



EMPLOYED FULL-TIME (406)

TOP SIX EMPLOYERS NUMBER OF STUDENTS



MASS GENERAL (16)



PWC (9)



U.S. NAVY (8)



BRIGHAM & WOMEN'S (8)



DANA FARBER (6)



U.S. MARINE CORPS (6)



GRADUATE SCHOOL (81)

TOP SIX DEGREE TYPES NUMBER OF STUDENTS



25% ACADEMIC MASTER (20)



23% PROFESSIONAL MASTER (19)



17% HEALTH PROFESSIONS (14)



17% PHD (14)



14% LAW (11)



2% OTHER (2)



VOLUNTEER FULL-TIME (37)

TOP FIVE PROGRAMS NUMBER OF STUDENTS



PEACE CORPS (7)



JESUIT VOLUNTEER CORPS (6)



AMERICORPS VISTA (3)



JVC NORTHWEST (2)



NATIVITY SCHOOL (2)



FELLOWSHIP (12)

TOP FELLOWSHIP PROGRAMS
NUMBER OF STUDENTS

FULBRIGHT TEACHING ASSISTANTSHIP (4)
COLLEGE OF THE HOLY CROSS (2)
SITE LOMBARDIA (2)



EMPLOYMENT PART-TIME (21)



INTERNSHIP (19)

2% SEEKING FULL-TIME EMPLOYMENT OR ADMISSION TO GRADUATE SCHOOL (11) / 1% OTHER (4) / 1% GRADUATE SCHOOL PART-TIME (4)

TOP TEN INDUSTRIES

with AVERAGE SALARY /
number of RESPONDENTS
/ and SAMPLE EMPLOYERS



17%

FINANCIAL
SERVICES
70 STUDENTS

\$70,202

47/70 STUDENTS

Bank of America Merrill Lynch;
Barclays (3); BlackRock; BNY Mellon
Wealth Management (2); Citi (2);
Fidelity Investments (3); Goldman
Sachs (4); JP Morgan (5); Lloyds
Bank; Morgan Stanley; Partners
Capital (2); Putnam Investments (2);
UBS (4); Wellington Management (2)



12%

HEALTH
CARE
50 STUDENTS

\$39,382

21/50 STUDENTS

Brigham & Women's
Hospital (6); The Cleveland
Clinic; Dana Farber Cancer
Institute (6); Maine Medical
Center (2); Massachusetts
General Hospital (16);
McLean Hospital (2);
UMass Medical School (2)




12%

TECHNOLOGY
48 STUDENTS

\$62,940

25/48 STUDENTS

AlphaSights (2);
Amazon; Dell EMC
(4); Groupon;
HubSpot (2);
Mimecast (4);
Oracle NetSuite (4);
PTC (2); Salary.com
(2); Toast; Yelp (2)



12%

GOVERNMENT,
POLITICS & LAW
47 STUDENTS

\$41,716

29/47 STUDENTS

Federal Reserve Bank of Boston;
Manhattan District Attorney's Office;
Massachusetts House of Representatives;
Mintz Levin; Ropes & Gray (2); United
States Department of Defense; United
States Air Force; United States Army;
United States Marines (6); United States
Navy (8); Wilkie, Farr & Gallagher



7%

EDUCATION
29 STUDENTS



5%

ACCOUNTING
21 STUDENTS



3%

ARTS, SPORTS
& ENTERTAINMENT
14 STUDENTS



3%

COMMUNICATIONS
12 STUDENTS



3%

INSURANCE
12 STUDENTS



3%

NOT-FOR-PROFIT
11 STUDENTS

\$44,265

17/29 STUDENTS

Catholic Memorial High School; College of the Holy Cross (2); EF Education (2); Harvard University; St. John's Prep; Teach for America (4); Worcester Public Schools

\$61,395

19/21 STUDENTS

Deloitte (4); EY (3); KPMG; PwC (9); RSM (2)

N/A

0/14 STUDENTS

CBS Interactive; Chicago White Sox; Game Show Network; Huntington Theatre Company; Jacob's Pillow; Los Angeles Philharmonic; MHP RIESEN; Sony Pictures Entertainment; Wichita Thunder; Worcester Railers

\$47,214

7/12 STUDENTS

America's Test Kitchen; Crown Media Family Networks (2); Hearst Fashion Group; MSNBC; Racebook Global; TIME

\$59,263

8/12 STUDENTS

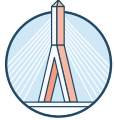
Gallagher; Geico; Liberty Mutual Group; Marsh; New York Life Insurance Company; Principal Financial Company; Unum (3)

\$41,600

5/11 STUDENTS

American Antiquarian Society; Care for the Homeless; Center of Addiction and Substance Abuse; Los Angeles Center for Law and Justice

TOP FIVE CITIES FOR EMPLOYMENT



39%
BOSTON
169 STUDENTS



21%
NEW YORK CITY
87 STUDENTS

AND ROUNDING
OUT THE TOP FIVE

4% **WORCESTER** 16 STUDENTS
3% **CHICAGO** 14 STUDENTS
2% **LOS ANGELES** 9 STUDENTS

INTERSHIPS



78%

CLASS OF 2019
INTERNSHIP
PARTICIPATION
(DURING THE COURSE OF
THEIR COLLEGE CAREER)



83%

OF GRADUATES EMPLOYED
WITHIN SEVEN MONTHS
OF GRADUATION DID
AN INTERNSHIP WHILE
A STUDENT



\$406,210

WAS DISTRIBUTED TO
**90 MEMBERS OF THE CLASS
OF 2019** TO OFFSET THE COST
OF COMPLETING 94 UNPAID
SUMMER INTERNSHIPS

CAREER PREPARATION



80%

STRONGLY OR SOMEWHAT
AGREE THAT THEY ARE
CONFIDENT IN THEIR
ABILITY TO EFFECTIVELY
NAVIGATE FUTURE
CAREER CHANGES



89%

STRONGLY OR SOMEWHAT
AGREE THAT THEY
CAN ARTICULATE THE
KNOWLEDGE AND SKILLS
THEY DEVELOPED IN THEIR
ACADEMIC PROGRAM



83%

STRONGLY OR SOMEWHAT
AGREE THAT THEY DEVELOPED
THE PROFESSIONAL SKILLS TO
BE HIRED INTO THEIR FIRST
POST-COLLEGE ROLE



Questions? We're Here for You! We know that choosing a college can be a difficult decision — and current circumstances make it even more challenging. Lack of face-to-face communication doesn't mean your questions need to go unanswered. If you have any questions about this report or related to our office, please don't hesitate to reach out to us.



COLLEGE OF THE
Holy Cross

**Center for
Career Development**

Collaborating with the network of Holy Cross alumni, employers and campus partners, the **Center for Career Development (CCD)** shares expertise and engages students throughout their undergraduate career to translate the liberal arts experience into meaningful vocation and a lifetime of professional achievement.

Follow us on



@CrusaderCareers

THE REPORTS ON THE CLASSES OF 2010-2019 ARE AVAILABLE ON THE COLLEGE'S WEBSITE AT
www.holycross.edu/outcomes