



OUTCOMES AFTER HOLY CROSS

THE REPORT ON THE CLASS OF 2017

WHERE ARE THEY NOW

CLASS OF 2017

651 STUDENTS
532 RESPONDENTS



Each year, the College of the Holy Cross conducts a survey of the graduating class.

This report is the result of the collected responses from the class of 2017 regarding employment, volunteer, graduate/professional school, fellowship or other plans.

The reports on the classes of 2010-2017 are available on the Center for Career Development website at www.holycross.edu/support-and-resources/careerplanning-center/students

STARTING SALARY PROFILE




HOLY CROSS
Salary Range


\$24,672



\$91,000



HOLY CROSS
Mean Salary



\$51,210



HOLY CROSS
Median Salary

\$48,000



EMPLOYED FULL-TIME (356)

TOP FIVE EMPLOYERS NUMBER OF STUDENTS



1 MASS GENERAL (11)



2 JP MORGAN (9)



3 DELOITTE (8)



4 PWC (8)



5 EY (7)



GRADUATE SCHOOL (71)

TOP SIX DEGREE TYPES NUMBER OF STUDENTS



28% PROFESSIONAL MASTER (20)



20% ACADEMIC MASTER (14)



18% PHD (13)



15% LAW (11)



7% HEALTH (5)



6% OTHER (4)



VOLUNTEER FULL-TIME (47)

TOP FOUR PROGRAMS NUMBER OF STUDENTS



1 CITY YEAR (11)



2 JESUIT VOLUNTEER CORPS (5)



3 JVC NORTHWEST (4)



4 NATIVITY SCHOOL (3)



FELLOWSHIP (21)

TOP FELLOWSHIP PROGRAMS NUMBER OF STUDENTS

FULBRIGHT TEACHING ASSISTANTSHIP (12)
TEACHING ASSISTANT PROGRAM IN FRANCE (3)



INTERNSHIP (16)

1% PART-TIME EMPLOYMENT (6) / 1% TRAVEL (5) / 1% SEEKING FULL-TIME EMPLOYMENT (5) / 1% SEEKING ENROLLMENT IN GRADUATE SCHOOL (4) / <1% PART-TIME GRADUATE STUDIES (1)

TOP TEN INDUSTRIES

with AVERAGE SALARY /
number of RESPONDENTS /
and SAMPLE EMPLOYERS



19%

FINANCIAL
SERVICES
67 STUDENTS

\$61,900

31/67 STUDENTS

Eaton Vance (3);
Fidelity Investments (5);
Goldman Sachs (2); John
Hancock (2); JP Morgan
(9); Morgan Stanley (2);
Willis Towers Watson (2)




16%

HEALTH
CARE
57 STUDENTS

\$37,197

22/57 STUDENTS

Boston Children's Hospital (2); Dana
Farber Cancer Institute (6); Harvard
Vanguard Medical Associates (2);
Massachusetts General Hospital (11);
NYU School of Medicine (2); Scribe
America (2); UMass Medical School (3)



9%

GOVERNMENT,
POLITICS & LAW
32 STUDENTS

\$43,444

15/32 STUDENTS

Cetrulo LP (2); Consulate General
of Canada; National Institutes of
Health, Ropes & Gray; United States
Attorney's Office, United States House
of Representatives, United States
Navy (4); United States Senate



8%

TECHNOLOGY
28 STUDENTS

\$61,951

10/28 STUDENTS

Acquia; Amazon; Dell
EMC (3); Kronos; Mitre
Corporation; NetSuite;
Oracle (2); Shyft
Analytics



7%

EDUCATION
25 STUDENTS



5%

ACCOUNTING
18 STUDENTS



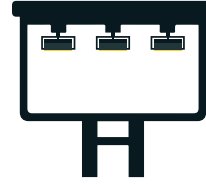
4%

ARTS, ENTERTAINMENT
& SPORTS
15 STUDENTS



4%

CONSULTING
14 STUDENTS



4%

MARKETING &
ADVERTISING
13 STUDENTS



4%

NOT-FOR-PROFIT
13 STUDENTS

\$41,313

6/25 STUDENTS

\$59,260

10/18 STUDENTS

\$35,000

3/15 STUDENTS

\$62,750

6/14 STUDENTS

\$45,625

4/13 STUDENTS

\$42,250

4/13 STUDENTS

Boston College; Boston University; Fessenden School; Grace Academy; Hopkinton High School; Kipp Academy Boston; New England Center for Children; Shady Hill School

Deloitte (5);
EY (3);
PwC (8)

Ballet Hispanico;
Columbus Crew SC;
Netflix; New Jersey Devils; Sony Music Entertainment; AZC Cubs; ESC Planegg Penguins

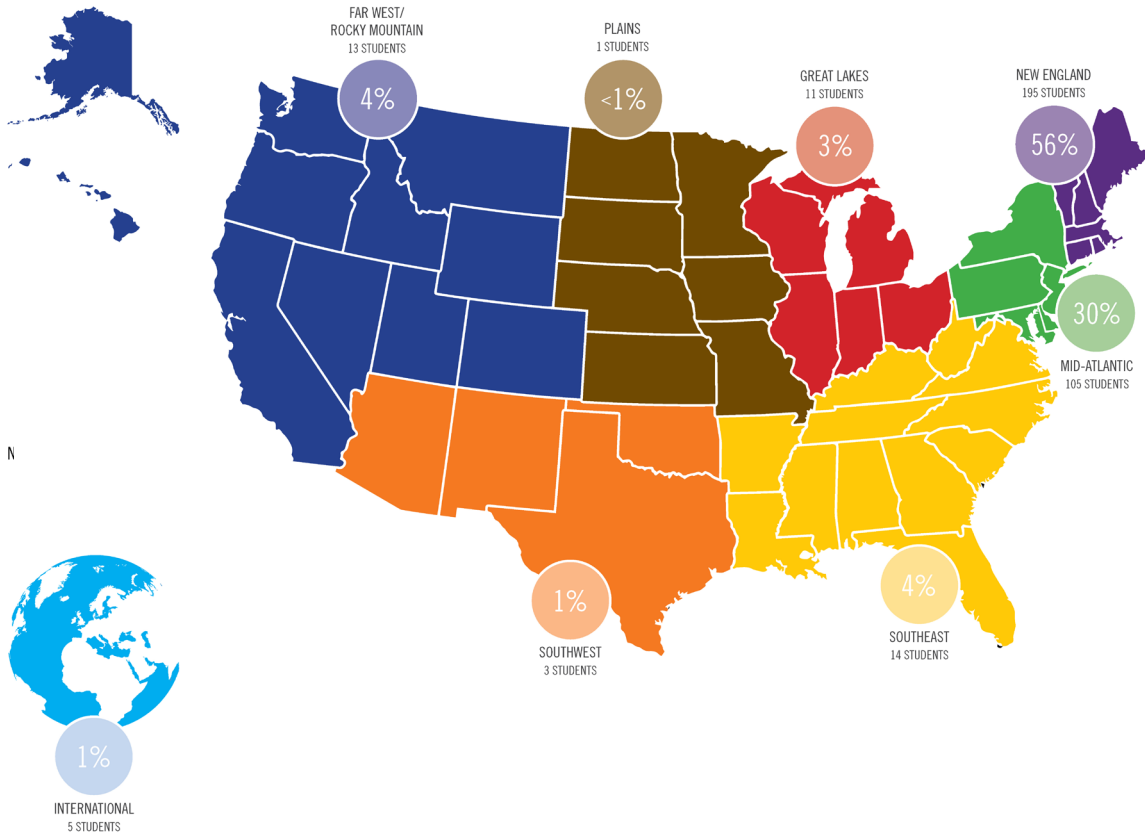
Alpha Sights (3); Deloitte (3); EY (4); Gartner; Public Consulting Group

EMI Strategic Marketing; J Walter Thompson; Orion Worldwide

American Antiquarian Society; Archdiocese of New York; Boston Healthcare for the Homeless; Out & Equal; Partners in Health; LUK Inc.

EMPLOYMENT GEOGRAPHY

PERCENTAGE /
NUMBER OF STUDENTS



TOP FIVE CITIES FOR EMPLOYMENT



42%
BOSTON
146 STUDENTS



25%
NEW YORK CITY
86 STUDENTS

AND ROUNDING
OUT THE TOP FIVE

5% **WORCESTER** 17 STUDENTS
5% **WASHINGTON, D.C.** 16 STUDENTS
2% **HARTFORD** 8 STUDENTS

INTERNSHIPS



73%

CLASS OF 2017
INTERNSHIP
PARTICIPATION
(DURING THE COURSE OF
THEIR COLLEGE CAREER)




83%

OF GRADUATES EMPLOYED
WITHIN 7 MONTHS OF
GRADUATION DID AN
INTERNSHIP OR RESEARCH
WHILE A STUDENT

6% The **average starting salary** for students who did an internship or research while a student was 6% higher than for those who did not. **(\$51,616)**



8% The **median starting salary** for students who did an internship or research while a student was 8% higher than for those who did not. **(\$48,000)**



\$209,150

WAS DISTRIBUTED TO 82 MEMBERS OF THE
CLASS OF 2017 TO OFFSET THE COST OF
COMPLETING 87 UNPAID SUMMER INTERNSHIPS

Follow us on Twitter, Instagram, and Facebook



@CrusaderCareers



COLLEGE OF THE
Holy Cross

**Center for
Career Development**

Collaborating with the network of Holy Cross alumni, employers and campus partners, the **Center for Career Development (CCD)** shares expertise and engages students throughout their undergraduate career to translate the liberal arts experience into meaningful vocation and a lifetime of professional achievement.

College of the Holy Cross / Center for Career Development / Hogan Campus Center / Room 203
One College Street / Worcester, Massachusetts 01610-2395 / 508-793-3880 / careers@holycross.edu
www.holycross.edu/support-and-resources/career-planning-center